



Guy Co

The Guy Corporation

July 2014



Issue 2

...a refreshing experience in Home Building and Remodeling!

Whole Home Remodels are becoming a trend. Watch the upcoming transformations. See some "Before" photos below. The next issue will feature some spectacular "After" photos.

Special points of interest from G News:

- Whole Home Remodels: Before
- Preview of Finished Built-In Cabinets
- Whole Home Remodels Make Sense
- Natural Mosquito Trap
- Real Estate Blurp: Neighborhood Life Cycles
- Dirt Bombs Recipe
- Happy 4th of July!



Let GuyCo show you why we are in a league of our own!

Preview of Finished Built-In Cabinets

Our next issue of G News will feature the “after” pictures of these projects. We chose to highlight built-in cabinets for this issue because most homes that we remodeled have them. To the right is a sneak peek of the finished cabinets.

Built-in cabinets offer a lot of storage space without taking up too much space in the room they are in. They offer a greater amount of open, linear floor area, and they often look amazing. They are often a focal point in the room, framing a TV, books, or even a fish tank.

They offer storage in plain sight, they blend in to the interior of your home, and they can be tailored to specific needs, or for specific TVs and entertainment systems. It is also possible to coordinate the trim in your house with the cabinets, and even add integrated lights, for a truly custom look.

For more pictures of the featured projects, [click to visit our Laurel and Illinois albums on Facebook](#).



Whole Home Remodels Make Sense

Why do some people decide to buy a home just to change everything in it? In most cases it is the location that drives the decision. There are not buildable lots in many desirable areas. Homes in the location he or she desires can be found for a fraction of the cost of a similar home that is move-in ready, and much less than a new home, whether custom-built or purchased from a builder. With the purchase price being lower, sometimes much lower, it allows the owner to put more into renovating the home, and might afford him/her more features than could be otherwise out of the budget with a new build.

The second advantage is that you can move into a certain area, even if they do not have a home that is “perfect” for you, and do not have lots available. This is a particular advantage for established neighborhoods that have a special charm. All the homes in the neighborhood compliment one another, and a new home might not look right. On the inside of the home, you get to choose everything from the paint to the fixtures to the appliances. It will be completely your style. By doing multiple projects at once, all of the rooms can be planned to work together and be complementarily styled to have a sense of unity throughout your home.

The third advantage is that one can get a custom, brand new home with the charm of an existing home, and all new plumbing, electrical, HVAC, and appliances. This provides security that there are no hidden hazards. It is also possible to better seal and insulate the home to raise the efficiency and save money on energy bills at the same time the remodeling is under way.

Alternatively, you might absolutely love your neighborhood, but your home no longer meets your family’s needs. If an area is desirable, usually there are either few homes on the market, or they are priced highly. This is where whole home remodels really pay off. You can get a brand new home without leaving your neighborhood. Also, if done properly, remodeling at a large scale can significantly raise the value of the home, depending on the condition it was in before, and if the comparable homes in the neighborhood support the remodel.

Whether it is remodeling three bathrooms at once, remodeling a bathroom and kitchen, or adding an additional room (or even an entire second story, as pictured to the right) it usually saves money if the projects are done all at once. There are fewer trips for the plumbers, the drywall installers, and the electricians. This combined with only having to open walls up once translate to a lower cost overall.



Natural Mosquito Trap



We all love spending time outside in the summer. Unfortunately, that almost always means having to deal with mosquitos and other insects. There are lawn treatments, sprays, and other options for pest control, but you have to wonder about how safe the products actually are for your family and pets. There is another option: Dynatrap.

The Dynatrap offers a 3-way protection plan for insect elimination. First, UV fluorescent bulbs produce warm light to attract insects to the Dynatrap. Second, an exclusive coating of titanium dioxide (TiO₂) inside the Dynatrap produces carbon dioxide (CO₂), which is irresistible to mosquitos. Third, the insects are lured to the powerful vacuum fan, where they are collected and trapped into the retaining cage away from the area of usage providing the user safe pest protection and comfortable living quarters. They have different models that capture insects in up to an acre area. The model shown to the left mounts to a wall and captures insects in up to a 1/2 acre area.

Source: <http://www.dynatrap.com/>


Real Estate Blurb: Neighborhood Life Cycles

Location is one of the biggest factors when deciding to buy a home. Schools, safety, proximity to work or shopping, and exclusivity are some factors that most clients are concerned about. There are only so many homes available in their desired area. The ones that are "perfect" might be out of their price range, and the ones in their price range seem outdated, or in need of repair.

When looking for a home, one must consider what stage a neighborhood is in its life cycle. Most neighborhoods go through the stages of growth, stability, decline, and renewal. Neighborhoods that remain stable longer (or experience revitalization sooner) are the ones that have some or all of the characteristics listed above as potential concerns for clients.

Some of the examples of neighborhoods in Indianapolis that have completed the revitalization stage are: The Old Northside, Lockerbie Square, and Fletcher Place. Some that are still completing the revitalization stage include: Fountain Square, Herron-Morton Place, Cottage Home, Irvington, and Fall Creek Place. Who knows what these neighborhoods and others will look like in ten years?

Perhaps you will follow in the footsteps of the "[Kings of Indy](#)" and find a neighborhood on the upswing in Marion County that suits you.



Dirt Bombs

Ingredients

Yields: 12-16 muffins
FOR THE BATTER:
3 cups AP flour, minus 3 tablespoons
1 tablespoon baking powder
½ teaspoon salt
½ teaspoon ground nutmeg
¼ teaspoon ground cardamom
¾ cup (1 ½ sticks) unsalted butter
1 cup granulated sugar
2 large eggs
1 cup whole milk (or whole buttermilk)

FOR THE TOPPING:

¾ cups unsalted butter, melted
½ cup granulated sugar
1 ½ teaspoons ground cinnamon

Preparation Instructions

Preheat oven to 400° F. Place the rack in the center position. Generously grease a 12-cup standard muffin pan.

Sift the flour, baking powder, salt, nutmeg and cardamom into a mixing bowl. In another bowl, cream the butter and sugar until light and fluffy. Scrape the bowl down half way through. Mix in the eggs. Add the dry ingredients alternately with the milk in two additions, mixing gently by hand to incorporate all the flour. The batter will be on the stiff side, but airy. Don't over mix or beat the batter as this will make the muffins tough.

Spoon the batter into the prepared pan, without smoothing the tops. Bake for about 25 minutes or until a cake tester inserted in the center comes out clean. As soon as the muffins are cool enough to handle, turn them out onto a wire rack.

Add the melted butter to a bowl. In another bowl, mix the sugar and cinnamon.

Dip the muffins (top, sides and bottom) in the butter, using a pastry brush -if necessary- to cover areas not buttered by dipping. Immediately roll the muffins in the cinnamon sugar mixture. Serve warm or at room temperature.



Guy Co

The Guy Corporation

150 Vista Park Way

Avon, Indiana 46123

www.guycohomes.com

Source: <http://ths.gardenweb.com/forums/load/cooking/msg0320410827754.html>