

Guy Co

The Guy Corporation

March 2014

Issue 1

*...a refreshing experience in
Home Building and
Remodeling!*

Special points of interest from G News:

- Bathroom Remodel
- Pocket Doors
- Private Road Washout
- Market Watch
- Real Estate Blurb
- Angel Food Cake

Bathroom Remodel


Before



After



Before



After




Before



After



Shower Detail After



Let GuyCo show you why we are in a league of our own!

Pocket Doors

As you can see by the picture below, the clients decided to include a pocket door for the water closet. There are many advantages to pocket doors over standard swinging doors. They add almost ten square feet of usable floor space where a swinging door would need to open and shut. They can be a decorative element in your home as they come in frosted glass and can feature unique handles and hardware.



They disappear into the wall when they are not needed, meaning that they allow for a flexible floor plan. Close them for a small, intimate dinner party; open them for larger gatherings with more people. Pocket doors also pair well with Jack and Jill bathrooms, as they save so much wall space for fixtures. The best use of pocket doors I've seen was large double pocket doors that opened into a room off of the living room. Opened, it expanded the living room and allowed the family to use the space daily. Closed, it converted to a guest suite.

Often overlooked by construction professionals, pocket doors have been included in at least five of GuyCo's recent projects. There's also one in our office. Always remember that you have options when remodeling or building. Don't be afraid to be different.


Source: <http://www.redbeacon.com/hg/benefits-pocket-doors/>

Private Road Washout

We had an unexpected event happen on our latest new home project. The lot on which we are building is on a private gravel road, and after all the snow and rain the Indianapolis area has received in recent months, the concrete trucks used to pour the foundation created a few tracks in the road. The problem was that there was no previous agreement between neighbors about who is to repair the road.

Some of the neighbors wanted our client to pay for all of the repair costs of the road. It got so bad that the client almost decided to cut his losses and stop building the house! However, GuyCo met with the neighbors and helped guide the discussion to a point where the neighbors all signed a maintenance agreement contract outlining the responsibilities each neighbor has in maintaining the road. We went out of our way to make sure everyone was happy with the arrangement, and that allowed our project to proceed on schedule. We also made a note from this point forward to try to minimize wear and tear on gravel roads while building homes.

Private road maintenance isn't only an issue out in the country. Gated communities and other limited-access areas are usually maintained privately through a homeowners association. The lesson to be learned from this story is that if you are thinking about buying land that is accessed by a shared private road, make sure that a road maintenance agreement is in place before you sign on the dotted line.



Source: <http://www.theatlanticcities.com/neighborhoods/2014/01/chicago-suburb-cant-afford-its-roads/8181/>

Honor & Integrity... A Foundation You Can Count On!™



Market Watch

It's beginning to warm up outside and the housing market is following suit. Traditionally the first day of spring marks the beginning of the prime season to sell your home. More recently, though, experts are suggesting that those who live in highly desirable areas begin listing their properties the Monday after the Super Bowl. If you missed that deadline, don't panic. Demand for houses is projected to increase in the coming months, and the existing housing supply is the lowest it has been since the start of the downturn in the housing market. Both of these facts should result in higher selling prices and quicker sale times. High demand for housing raises the prices for new homes as well, as the price of building materials goes up due to demand.


Sources: <http://www.metrostudyreport.com/category/indianapolis-market>;
<http://www.indystar.com/story/money/2014/01/23/metro-indianapolis-housing-rebounds-with-sales-spike/4796323/>



Real Estate Blurb by Aaron Stites

Another buy with Melissa Guy! It was a very long, challenging process to finally close on the house, but Melissa was there through it all and took care of all of the problems as they arrived. She explained the process and checked all the paperwork for accuracy before I signed. She also had wonderful suggestions for décor. I really appreciate everything Melissa did to help me buy my first house.

The house in question was built in 1939 by the vice president of a local furniture company. Its exterior displays features of the Tudor Revival architectural style, such as the steep gables, leaded glass casement windows, asymmetrical massing, and large chimney. It is situated atop a hill across the street from a park on the Near Eastside of Indianapolis. The interior features intricate wood paneling, French doors, original tile, and built-in bookshelves. A breezeway connects the house to the garage. It has been a wonderful experience making it my home.



Picture source: www.zillow.com

Angel Food Cake

Ingredients

1 3/4 cups sugar
1/4 teaspoon salt
1 cup cake flour, sifted
12 egg whites (the closer to room temperature the better)
1/3 cup warm water
1 teaspoon orange extract, or extract of your choice
1 1/2 teaspoons cream of tartar

Cook's Note: Since they're easier to separate use the freshest eggs you can get.

Directions

Preheat oven to 350 degrees F. In a food processor spin the sugar about 2 minutes until it is superfine. Sift half of the sugar with the salt and the cake flour, setting the remaining sugar aside. In a large bowl, use a balloon whisk to thoroughly combine the egg whites, water, orange extract, and cream of tartar. After 2 minutes, switch to a hand mixer. Slowly sift the reserved sugar, beating continuously at medium speed.

Once you have achieved medium peaks, sift enough of the flour mixture in to dust the top of the foam. Using a spatula fold in gently. Continue until all of the flour mixture is incorporated.

Carefully spoon the mixture into an ungreased tube pan. Bake for 35 minutes before checking for doneness with a wooden skewer. (When inserted halfway between the inner and outer wall, the skewer should come out dry).

Cool upside down on cooling rack for at least an hour before removing from the pan.



GuyCo

The Guy Corporation

150 Vista Park Way

Avon, Indiana 46123

www.guycohomes.com

Source: <http://www.foodnetwork.com/recipes/alton-brown/angel-food-cake-recipe.html>